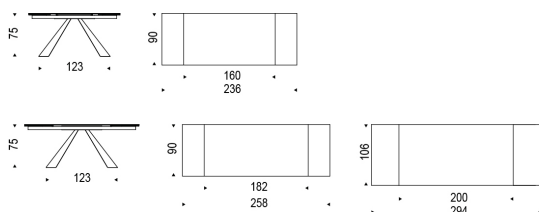


ELIOT DRIVE

Design: Giorgio Cattelan



DIMENSIONS




160/236x90x75h
182/258x90x75h
200/294x106x75h

DESCRIPTION


Extendible table with base in white or graphite embossed lacquered steel or in satine stainless steel. Top and extensions in 12mm in white or graphite painted extra clear glass or white or graphite painted frosted extra clear glass.

FINISHES: base

metal



GFM71 white embossed



GFM69 graphite embossed



satine stainless steel

Le informazioni qui riportate sono basate sugli ultimi dati pubblicati a listino. L'azienda si riserva il diritto di apportare modifiche ai modelli senza preavviso.

CATTELAN ITALIA spa - Via Pilastri 15 - 36010 Carrè - Vicenza Italy - Phone +39 0445318711 - Fax +39 0445 314289 - Email: info@cattelanitalia.com www.cattelanitalia.com

FINISHES: top

glass



extra white



extra clear frosted glass white painted



extra clear graphite



extra clear frosted glass graphite painted