

/TRIMIUM S130/

Ver fotometrías en página 214 y tabla de equivalencias de lámparas en página 223.

See Photometric data on page 214 and equivalent lamps table on page 223.




Gris / Grey



Negro / Black



Blanco / White



Aluminio cepillado /
Polished aluminium



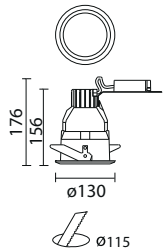
Downlight para lámpara HIT-TC, QT-TC o TC-TEL.
Fixed downlight for HIT-TC, QT-TC or TC-TEL lamps.

DN-1000-XX-XX				TC-TEL GX24q-3
DN-1001-XX-XX				HIT-TC G8.5
DN-1002-XX-XX				QT-TC G8.5

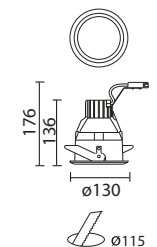


CÓDIGO CODE	COLOR COLOUR	LÁMPARA LAMP	VOLT. VOLT	W W	HAZ BEAM	EQUIPO GEAR	INSTALACIÓN INSTALLATION	
DN-1000-14-B9		TC-TEL GX24q-3	230	1x26W	95°	Elect. inc		117
DN-1000-N3-B9		TC-TEL GX24q-3	230	1x26W	95°			117
DN-1000-60-B9		TC-TEL GX24q-3	230	1x26W	95°			117
DN-1000-S2-B9		TC-TEL GX24q-3	230	1x26W	95°			117
DN-1001-14-B9		HIT-TC G8.5	230	max.70W	60°	Not inc ⁽¹⁾		30
DN-1001-N3-B9		HIT-TC G8.5	230	max.70W	60°			30
DN-1001-60-B9		HIT-TC G8.5	230	max.70W	60°			30
DN-1001-S2-B9		HIT-TC G8.5	230	max.70W	60°			30
DN-1002-14-B9		QT-TC G8.5	12	max.60W	60°	Not inc ⁽¹⁾		31
DN-1002-N3-B9		QT-TC G8.5	12	max.60W	60°			31
DN-1002-60-B9		QT-TC G8.5	12	max.60W	60°			31
DN-1002-S2-B9		QT-TC G8.5	12	max.60W	60°			31

DN-1000



DN-1001 / DN-1002



(*) Consultar
(*) Consult

(1) Equipo no incluido, a pedir separadamente, ver pág. 194
(1) Gear not included, to be ordered separately, see page 194