

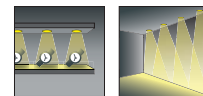
Delta 3

Downlight con diseño exclusivo compuesto de 3 leds que pueden conectarse a 350mA y a 700mA, con un rendimiento máximo de 9W. Esta versión tiene las ópticas predefinidas.

A downlight featuring an exclusive design of 3 leds that can be connected to 350mA and to 700mA, with a maximum output of 9W. This version has predefined lenses.

Éclairage vers le bas au design exclusif composé de trois diodes électroluminescentes pouvant se connecter à 250 mA et à 700 mA, avec un rendement maximal de 9 W. Sur cette version, les éléments optiques sont prédéfinis.

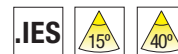
Downlight in exklusivem Design. Bestehend aus 3 LEDs, die an 250 mA oder 700 mA angeschlossen werden können. Mit einer Maximalleistung von 9 W. Diese Ausführung hat vordefinierte Linsen.



equivalente a
brighter as
30W Halogen



ALU **PMMA**



350mA 700mA
3w **9w**



pag.105

S2-N3 Aluminio cepillado-Gris
Brushed aluminium-Grey
Aluminium brossé-Gris
Aluminium gebrüestet-Grau

93,9 **80,6**
Lm/watt Lm/watt



Acabados Finishes	Ópticas Lenses	Warm W / Cálido 2900k	Cold W / Frío 6000k
	15°	90-3425-S2-N3	90-3424-S2-N3
	40°	90-3426-S2-N3	
	15°	90-3480-S2-N3	90-3479-S2-N3
	40°	90-3481-S2-N3	
	15°	90-3485-S2-N3	90-3484-S2-N3
	40°	90-3486-S2-N3	

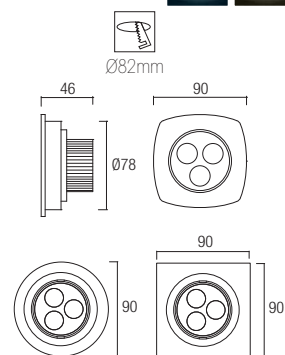


Dissipador de temperatura tubular. Fabricado en aluminio mecanizado de alta densidad.

A tubular heat sink. Made of high density worked aluminium.

Dissipateur thermique tubulaire en aluminium usiné haute densité.

Röhrenkühler aus gefrästem hochdichtem Aluminium.



Equipos (ver pág.102-103) / Gears (see page 102-103)
Équipes (voir page 102-103) / Treiber (siehe seite 102-103)

350mA

ACT-0803-00-00 (1 pieza / 1 piece)
ACT-0804-00-00 (1 pieza / 1 piece)
ACT-0808-00-00 (1 pieza / 2 piece)
ACT-0816-00-00 (1 pieza / 6 piece)

700mA

71-3307-00-00 (1 pieza / 1 piece)
71-3308-00-00 (1 pieza / 2 piece)

DIMMING

350mA

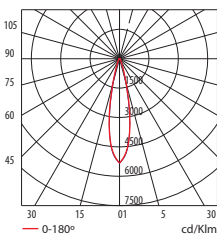
71-3475-00-00 (1 a 4 piezas / 1 to 4 pieces)

700mA

71-3475-00-00 (1 a 3 piezas / 1 to 3 pieces)

90-3426-S2-N3

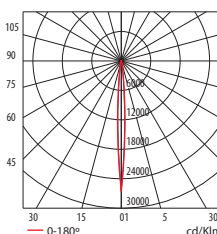
Blanco cálido / Warm white - 9w -40°



H (m)	D (m)	Emed (lux)
1	0.39	1113
2	0.77	278
3	1.16	124
4	1.55	70
5	1.94	45

90-3424-S2-N3

Blanco frío / Cold white - 9w -15°



H (m)	D (m)	Emed (lux)
1	0.11	7242
2	0.23	1810
3	0.34	805
4	0.46	453
5	0.57	290