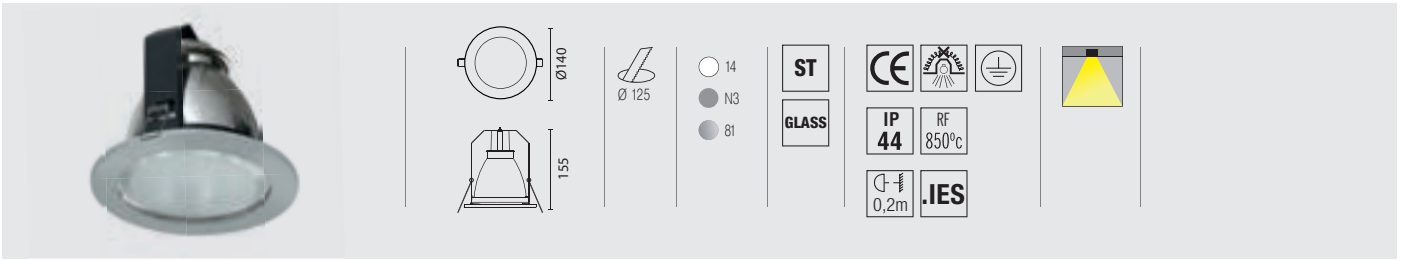



Down

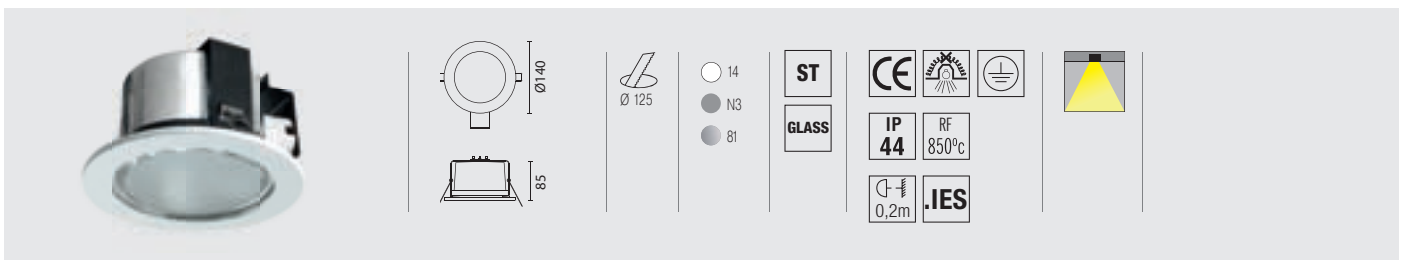
3



E-27






(max. H=125 mm)

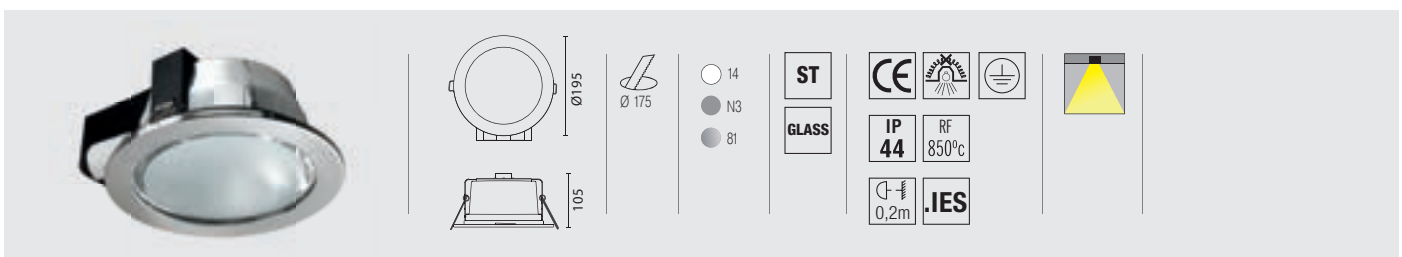
90-1453-14-T2		1 x E-27 PL Elec. Max. 15W 
90-1453-N3-T2		
90-1453-81-T2		1 x E-27 Max. 100W 



E-27

(max. H=120 mm)

90-1454-14-T2		1 x E-27 PL Elec. Max. 13W 
90-1454-N3-T2		
90-1454-81-T2		1 x E-27 Max. 60W 



E-27

(max. H=150 mm)

90-1480-14-T2		2 x E-27 PL Elec. Max. 16W 
90-1480-N3-T2		
90-1480-81-T2		2 x E-27 Max. 60W 