

Technical specifications for the circular LED downlight:

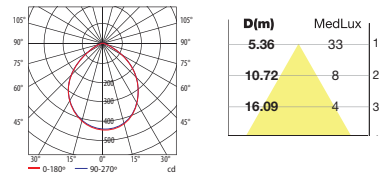
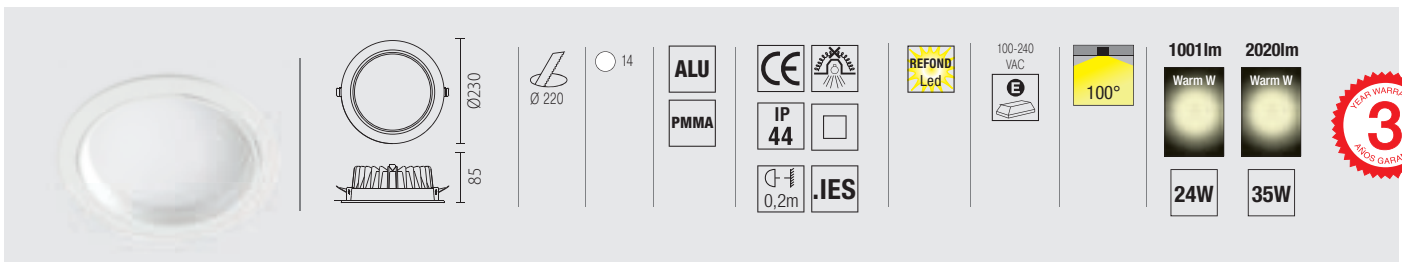
- Material: ALU, PMMA
- Protection: IP 44
- Distance: 0,2m
- Standards: CE, REFOND Led, IES
- Voltage: 100-240 VAC
- Beam angle: 84°
- Light output: 748lm Warm W
- Dimensions: Ø 120, 70mm height
- Weight: 14g



**LED**

	<b>90-1783-14-M3</b>		Warm W 3000K	16W	
---	----------------------	---	--------------	-----	--

**LED 15W** Blanco cálido / Warm white








Technical specifications for the circular LED downlight:

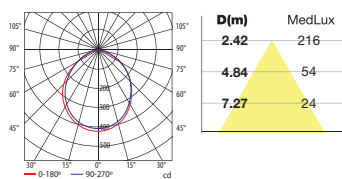
- Material: ALU, PMMA
- Protection: IP 44
- Distance: 0,2m
- Standards: CE, REFOND Led, IES
- Voltage: 100-240 VAC
- Beam angle: 100°
- Light output: 1001lm Warm W, 2020lm Warm W
- Power: 24W, 35W
- Dimensions: Ø 220, 85mm height
- Weight: 14g



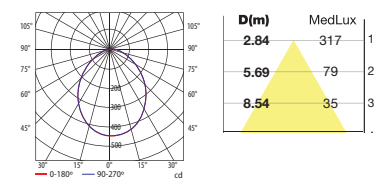
**LED**

	<b>90-1784-14-M3</b>		Warm W 3000K	24W	
	<b>90-1785-14-M3</b>			35W	

**LED 24W** Blanco cálido / Warm white



**LED 35W** Blanco cálido / Warm white



Downlight y driver ON / OFF entregados en una misma caja.  
 Downlight and ON / OFF driver are provided inside the same box.  
 Downlight et driver ON / OFF fournis dans une même boîte.  
 Downlight e driver ON/OFF fornecidos na mesma embalagem.  
 Downlight e driver ON/OFF consegnati nella stessa scatola