


PARTY

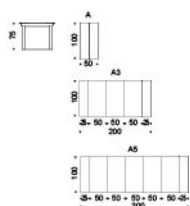
Design: Giorgio Cattelan



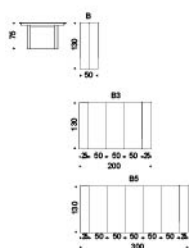
Le informazioni qui riportate sono basate sugli ultimi dati pubblicati a listino. L'azienda si riserva il diritto di apportare modifiche ai modelli senza preavviso.

CATELAN ITALIA spa - Via Pilastri 15 - 36010 Carrè - Vicenza Italy - Phone +39 0445318711 - Fax +39 0445 314289 - Email: info@cattelanitalia.com www.cattelanitalia.com

DIMENSIONS



100x50/200x75h - A3
100x50/300x75h - A5
100x50x75h - A
130x50/200x75h - B3
130x50/300x75h - B5
130x50x75h - B



DESCRIPTION

Extendible console with base in white or graphite embossed lacquered steel. Top and extensions in laminated white climb, grey oxide or walnut.

FINISHES: base

metal



GFM71 white embossed



GFM69 graphite embossed

FINISHES: top

laminated post-formed



climb white



walnut



grey oxide

FINISHES: extensions

laminated post-formed



climb white



walnut



grey oxide