


TECH DRIVE



DIMENSIONS



120/182x80x75h
140/202x80x75h
160/232x90x75h
180/252x90x75h
200/282x100x75h

DESCRIPTION

Extendible table with frame in aluminium, matt white painted aluminium or matt graphite painted aluminium. Top laid on the base in 8mm extra clear tempered white or graphite painted glass. Extension in matching varnished MDF.

FINISHES: top

glass

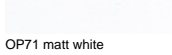


Le informazioni qui riportate sono basate sugli ultimi dati pubblicati a listino. L'azienda si riserva il diritto di apportare modifiche ai modelli senza preavviso.


CATTELAN ITALIA spa - Via Pilastri 15 - 36010 Carrè - Vicenza Italy - Phone +39 0445318711 - Fax +39 0445 314289 - Email: info@cattelanitalia.com www.cattelanitalia.com

FINISHES: frame

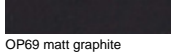
metal



OP71 matt white



aluminum



OP69 matt graphite