

PRINT SPEC SHEET

— CHELSOM —

DIRECT**MATERIAL**

STEEL AND WOOD

FINISH

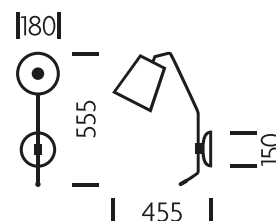
PICTURED IN POLISHED CHROME (C) WITH WALNUT WOOD. ALSO AVAILABLE IN BLACK BRONZE (BB)



FEATURES

DECORATIVE WOODEN HANDLE ALLOWS ROTATIONAL MOVEMENT LEFT AND RIGHT AND THERE IS ALSO A SWIVEL JOINT ABOVE THE SHADE. SHADE OPTIONS INCLUDE FABRIC SHADE, SILK THIMBLE SHOWN, WITH OTHER SHADE FABRIC OPTIONS AVAILABLE OR COLOUR MATCHED VENTILATED METAL SHADE. SUITABLE FOR BEDSIDE OR DESK USE



DR/8/W1/C with optional shade QDR/8/SILK THIMBLE



-  LED 1x8W E27
-  CFL 1x11W E27
-  HAL 1x46W E27

FOR MORE INFORMATION ABOUT THIS PRODUCT:

Email: sales@chelsom.co.uk

Call: +44 (0)1253 831400

Chelsom Limited, Heritage House, Clifton Road, Blackpool, Lancashire FY4 4QA, United Kingdom

© 2014 Chelsom Lighting