

CAPPUCCINA




Design Inga Sempé, 2015

**LUCE
PLAN**

Type: Floor
Lamps: LED 12W 3000K ⁽¹⁾ EEL: A
717 lm (lampshade cream version)
Product use: Indoor
Materials: Structure in die-cast aluminum (base and holder) and extruded aluminum (stem), diffuser in opaline blown glass, shade in fabric bonded to thermoplastics

Colors: **structure:** glacier light grey
shades: brown/pluie, cream, green/cochenille

Description: Cappuccina by Inga Sempé is a fixture composed of a slender metal base and a spherical luminous body in opaline glass, containing an LED module, on which the fabric shade simply rests, without attachment: this configuration makes it possible to move the shade and orient the light to meet different needs.

Insulation class:   

Reference code: Structure
D88t 1D880TD00004 glacier light grey

Shade
D88/2 1D8802000028 brown/pluie
1D8802000003 cream
1D8802000011 green/cochenille



brown/pluie



cream



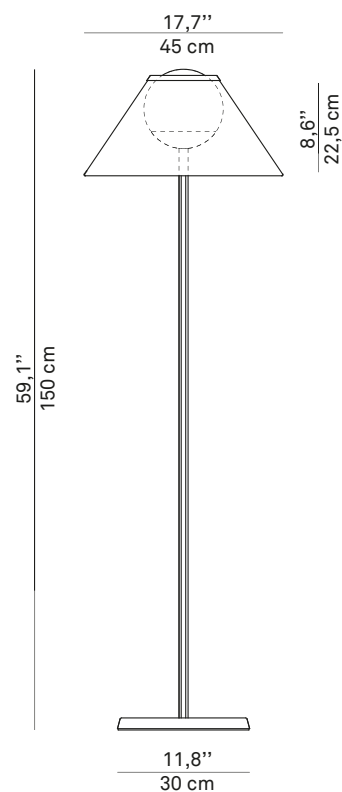
green/cochenille

Anti fall accessory
D88/4 1D8804000000

⁽¹⁾The LED lamps cannot be changed in the luminaire
Power consumption by device



D88t.



D88/4 accessory

