

METROPOLIS

DOIMO[®]
Salotti

SCHEDA PRODOTTO

STRUTTURA: Realizzata con pannello di multistrato di conifera norvegese.

MOLLEGGIO DELLA SEDUTA: Costituito da cinghie elastiche in polipropilene (65%) e gomma (35%), di altezza variabile mm. 50/60/70, fissate con punti metallici e disposte secondo trame ortogonali.

RIVESTIMENTO CUSCINI E BRACCILOLO: Realizzato con miscela mollapiuma 50% + resinato accoppiato 150 gr.

IMBOTTITURA DEI CUSCINI: Sedile realizzato in poliuretano espanso densità 40 PFM. Fascia davanti seduta realizzata in poliuretano espanso densità 40 PFM. Schienale realizzato in poliuretano espanso densità 35 PFFR. Retro schienale realizzato in poliuretano espanso densità 40 PFM. Bracciolo realizzato in poliuretano espanso densità 40 PF.

RIVESTIMENTO: Pelle. Per la tipologia del rivestimento e la manutenzione vedere le relative schede tecniche.

CARATTERISTICHE: Il prodotto non rientra nella classificazione ignifuga. Modello realizzabile sia in versione componibile che a divano finito. I fianchi di tutti gli elementi sono finiti e quindi predisposti per eventuali richieste di fianchi a vista.

PIEDI DI SERIE: Telaio realizzato in ferro verniciato H. 17,5 cm di colore grigio piombo 013.

PIEDI OPTIONAL: Telaio realizzato in ferro verniciato H. 17,5 cm in finitura verniciato nero vesuvio 014, bronzo vintage 001, grigio titanio 012, bianco perla 011.

PRODUCT DATA SHEET

STRUCTURE: Norwegian conifer plywood panels

SPRING SEATS: Elastic straps in polypropylene (65%) and rubber (35%), fixed with metal staples in a diagonal pattern.

CUSHIONS COVER: 50% foamrubber (feathers + Dacron) + 150 gr. resin-coated padding.

CUSHIONS PADDING: Seat: polyurethane foam density 40 PFM. Seat front padding in polyurethane foam density 40 PFM. Back: polyurethane foam density 35 PFFR. Back rear padding: polyurethane foam density 40 PFM. Armrest: polyurethane foam density 40 PF.

FEATURES: The product is not classified as fire- retardant. The product can be realized either as modular or fixed version. All the elements sides are finished, so they can be ordered as final element.

COVER: Leather. For types of covers available and their care, please refer to the leather specification sheet.

STANDARD FEET: Metal frame lacquered in lead-grey 013 color 17,5 cm high.

OPTIONAL FEET: Metal frame lacquered in finish vesuvian black 014, antique bronze 001, titanium grey 012, pear-white 011.

MISURE - DIMENSIONS

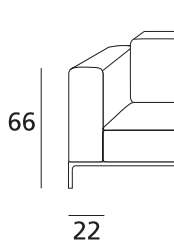
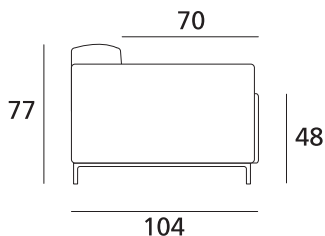
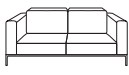


TABELLA MISURE: DIMENSIONS:	CM CM
Altezza totale Total height	77
Profondità totale Total depth	104
Profondità con relax aperto Depth with open recliner	-
Profondità con letto aperto Depth with open bed	-
Altezza seduta Seat height	48
Profondità seduta Seat depth	70
Altezza bracciolo Armrest height	66
Larghezza bracciolo Armrest width	22
Altezza piede Feet height	17,5

TABELLA CARATTERISTICHE: FEATURES:	SI YES	NO NO
Modello componibile Modular version	●	
Disponibilità letto Bed version available		●
Disponibilità relax Recliner version available		●
Cuscino schienale in poliuretano Polyurethane backrest cushion	●	
Cuscino schienale in piuma Feather backrest cushion		●
Disponibilità poggiatesta Headrest available		●
Cuscino di schienale removibile Removable backrest cushion		●
Cuscino di seduta removibile Removable seat cushion		●
Piedi optional Optional feet	●	

ELEMENTI - ELEMENTS



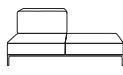
204

Divano 2 posti maxi da 204
2 maxi seater sofa cm 204



80

Elemento 1 posto da 80
1 seater element cm 80



200

Elem. 1 p. maxi da 200 schienale Sx + pouf Dx
1 maxi seater elem. cm 200 lh backrest + rh pouf



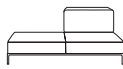
244

Divano 3 posti da 244
3 seater sofa cm 244



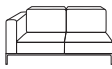
100

Elemento 1 posto maxi da 100
1 maxi seater element cm 100



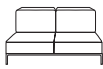
200

Elem. 1 p. maxi da 200 schienale Dx + pouf Sx
1 maxi seater elem. cm 200 rh backrest + lh pouf



182

Laterale 2 posti maxi Sx da 182
2 maxi seater lh side cm 182



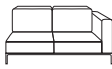
160

Elemento 2 posti da 160
2 seater element cm 160



160

Elemento pouf da 80 Sx + tavolino da 80 Dx
Element lh pouf cm 80 + rh table cm 80



182

Laterale 2 posti maxi Dx da 182
2 maxi seater rh side cm 182



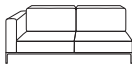
200

Elemento 2 posti maxi da 200
2 maxi seater element cm 200



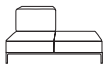
160

Elemento pouf da 80 Dx + tavolino da 80 Sx
Element rh pouf cm 80 + lh table cm 80



222

Laterale 3 posti Sx da 222
3 maxi seater lh side cm 222



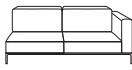
160

Elem. 1 p. da 160 schienale Sx + pouf Dx
1 seater elem. cm 160 lh backrest + rh pouf



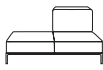
200

Elemento pouf da 100 Sx + tavolino da 100 Dx
Element lh pouf cm 100 + rh table cm 100



222

Laterale 3 posti Dx da 222
3 maxi seater rh side cm 222



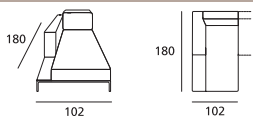
160

Elem. 1 p. da 160 schienale Dx + pouf Sx
1 seater elem. cm 160 rh backrest + lh pouf

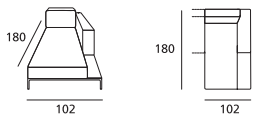


200

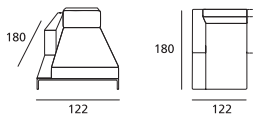
Elemento pouf da 100 Dx + tavolino da 100 Sx
Element rh pouf cm 100 + lh table cm 100



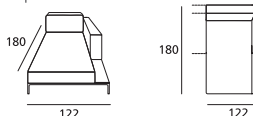
Penisola Sx da 102x180
Lh peninsula cm 102x180



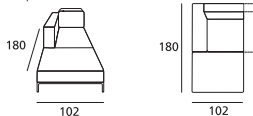
Penisola Dx da 102x180
Rh peninsula cm 102x180



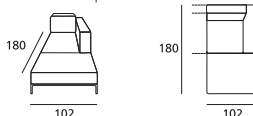
Penisola Sx da 122x180
Lh peninsula cm 122x180



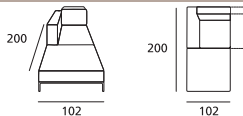
Penisola Dx da 122x180
Rh peninsula cm 122x180



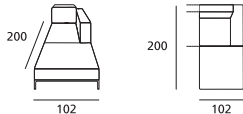
Angolo terminale pouf Sx da 102x180
End corner lh pouf cm 102x180



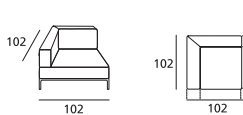
Angolo terminale pouf Dx da 102x180
End corner rh pouf cm 102x180



Angolo terminale pouf Sx da 102x200
End corner lh pouf cm 102x200



Angolo terminale pouf Dx da 102x200
End corner rh pouf cm 102x200



Angolo da 102x102
Corner element cm 102x102



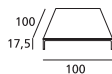
Pouf rettangolare da 100x80
Rectangular pouf cm 100x80



Pouf quadrato 100x100
Square pouf cm 100x100



Tavolino rettangolare da 80x100
Rectangular coffee table 80x100



Tavolino quadrato 100x100
Square coffee table 100x100