

PRINT SPEC SHEET

— CHELSOM —

MATERIAL

WROUGHT IRON AND
STEEL

FINISH

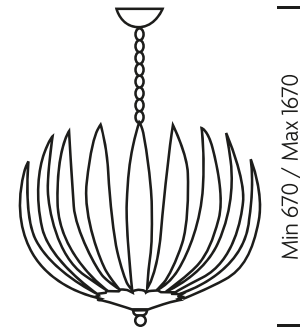
FLORENTINE ANTIQUE
GOLD LEAF

FEATURES

RANDOM CURVED METAL
LEAVES WITH INTERNAL
GOLD LEAF TO REFLECT
WARM GLOW. AVAILABLE IN
THREE SIZES (710MM,
650MM AND 350MM
DIAMETERS). MATCHING
WALL LIGHT ALSO
AVAILABLE





Also AC/79/9



650

Weight 9kg

-  LED 9x6W E14
-  CFL 9x9W E14
-  HAL 9x46W E14

FOR MORE INFORMATION ABOUT THIS PRODUCT:

Email: sales@chelsom.co.uk

Call: +44 (0)1253 831400

Chelsom Limited, Heritage House, Clifton Road, Blackpool, Lancashire FY4 4QA, United Kingdom

© 2014 Chelsom Lighting