

## — CHELSOM —

**DOME****MATERIAL**

STEEL

**FINISH**

MATT SATIN BRASS (MSB)




**FEATURES**

FLAT BASE SUPPORTS A  
DOMED SECTION WHICH  
HOLDS THE VERTICAL  
COLUMN



DO/14/F5/MSB with optional  
shade QCY/18/OY



-  LED 1x10W E27
-  CFL 1x30W E27
-  HAL 1x46W E27

**FOR MORE INFORMATION ABOUT THIS PRODUCT:**

Email: [sales@chelsom.co.uk](mailto:sales@chelsom.co.uk)

Call: +44 (0)1253 831400

Chelsom Limited, Heritage House, Clifton Road, Blackpool, Lancashire FY4 4QA, United Kingdom

© 2014 Chelsom Lighting