

TB.007.11

Typology: Suspension

Description

Pendant lamp with chromed canopy.
Lampshade available in any material.
Ignition system by floor switch.
Available in several sizes.

*Colgante con soporte metálico cromado.
Pantalla disponible en cualquier material.
Interruptor de pie.
Modelo disponible en varios tamaños.*


Light bulb / bombillas

Voltage: 220-230V / 50-60Hz

TB.007.11   2 x T5 24W

Bulbs not included / Bombillas no incluidas

Packaging / Embalaje

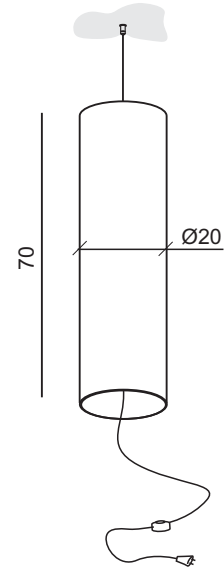
 1 box

30x30x100 cm

vol.: 0,09 m³

Net weight: 2 Kg

General measures / Medidas generales



Features & finishings / Características

Lampshade <i>Pantalla</i>	Available in any materials <i>Varios materiales</i>
Support <i>Soporte</i>	Chromed and steel cable <i>Cromo y cables de acero</i>
Electrical cable <i>Cable eléctrico</i>	Silicone transparent <i>Silicona transparente</i>

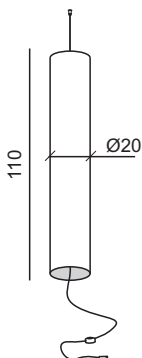
Certifications:



Light for indoor use only / Luminaria para uso interior

Various sizes

TB.008.11



TB.008.11

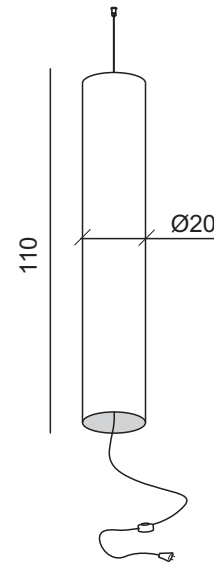
Typology: Suspension

Description

Colgante con soporte metálico cromado.
Pantalla disponible en cualquier material.
Interruptor de pie.
Modelo disponible en varios tamaños.

*Pendant lamp with chromed canopy.
Lampshade available in any material.
Ignition system by floor switch.
Available in several sizes.*

General measures




Light bulb

Voltage: 220-230V / 50-60Hz

TB.007.11  2 x T5 39W

Bulbs not included

Packaging

 1 box

30x30x120 cm

vol.: 0,11 m³

Net weight: 4 Kg

Features & finishings

Lampshade **Available in any materials**

Support **Chromed and steel cable**

Cable **Silicone transparent**

Certifications



Light for indoor use only

Various sizes

TB.007.11

