



## Eclipse

506847

Recommended product


### Wall lamps

Wall lamp of 1 light made of metal, chrome finish. Molding glass shades, inner ball decorated with glass filaments.

·This item includes 1 G9 LED 6W

## GENERAL INFORMATION

Catalogue: i31 Iluminación  
Page: 182  
Type: Wall lamps  
Collection: Eclipse



## SIZES

Sizes: ↔ 16.0 ↓ 16.0 ↗ 15.0 cm  
Weight: 0.8 Kg

## SIZES WITH PACKAGING

Weight: 1.0 Kg  
Volume: 0.0080m<sup>3</sup>  
Sizes: ↔ 18.0 ↓ 24.0 ↗ 18.0 cm

## TECHNICAL INFORMATION

Energy class: A+  
Electric class: Class 1  
Maximum power: 42W  
Voltage: 110/220 V  
Frequency: 50/60 Hz  
Intensity: 0 mA  
Lumen: 550 lm



## BULB


Reference: ECORAEEBOMBLED  
Lampholder: G9  
Quantity: 1  
Included: Sí  
Energy class: A+  
Power: 6W  
Voltage: 220 V  
Frequency: 50 Hz  
Lumen: 550 lm  
Colour temperature: 3,000 K  
Average lifespan: 25,000 h  
Power factor: 0.6  
CRI: 80






## ADDITIONAL INFORMATION

Material: Metal and glass  
Finish: Chromed and clear  
Sizes of the shade / glass shad: ↔ 12.0 ↓ 12.0 ↗ 12.0 cm  
Sizes of the canopy (space for installation): ↔ 14.0 ↓ 14.0 ↗ 2.5 cm

**Schuller.SL. 506847**

 Esta luminaria es compatible con bombillas de las clases energéticas.  
This luminaire is compatible with bulbs of the energy classes:

Esta luminaria se vende con una bombilla de la clase energética.  
This luminaire is sold with a bulb of the energy class: 

874/2012 