



NOA

"Come una nuvola sospesa, leggera, racchiude un click di luce."

NOA design: Krea Design Lab

Sospensione a luce diretta. Struttura in metallo verniciato bicolore.
Diffusore in vetro soffiato opale satinato. Cavo in tessuto bicolore.

Suspension with direct light. Structure in bi-color painted metal.
Diffuser in blow matt opal glass. Cable in bi-color cotton.

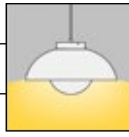


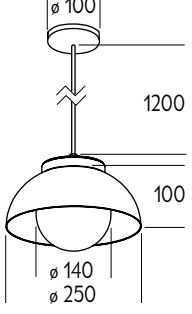
Pendelleuchte mit direkter Lichtausstrahlung. Gehäuse aus zweifarbig gestrichenem Metall. Diffusor aus mundgeblasenem satiniertem Opalglas. Zweifarbiges Textilkabel.

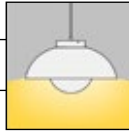




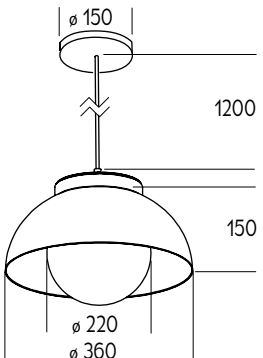
COMPOSIZIONE CODICE / SETTLEMENT CODE

Completare il codice inserendo il numero corrispondente al colore desiderato, nell'apposito spazio 
Complete the code by entering the number corresponding to the desired color in the space provided 

COLORI DI SERIE/STANDARD COLORS


- RAL 9016 - Bianco opaco, interno nero
Matt white, black inside: **1**
 - RAL 9005 - Nero opaco, interno bianco
Matt black, white inside: **7**
 - Ruggine, interno bianco/Rust, white inside: **8**
- altri colori a richiesta / other color on request

NOA 250	IP20		VERSIONE	W MAX	LUMEN*	LUMEN/W	CODICE/CODE	
							LED 3000 K	LED 4000 K
							122  .W	122  .N
			LED ON/OFF	8 W	970	121		

NOA 360	IP20		VERSIONE	W MAX	LUMEN*	LUMEN/W	CODICE/CODE	
							LED 3000 K	LED 4000 K
							123  .W	123  .N
							123  .WD	123  .ND
			LED ON/OFF	16 W	1940	121		
			LED DM	16 W	1940	121		

* Flusso minimo nominale/Nominal minimum flux

LED DM: dimmerabile DALI/dimmable DALI
dimmerabile push/dimmable push



NOA AP

"La luce avvolta come in un abbraccio."



NOA AP design: Krea Design Lab

Applique e plafoniera. Struttura in metallo verniciato bicolore.
Diffusore in vetro soffiato opale satinato.

Wall lamp or ceiling lamp. Structure in bi-color painted metal.
Diffuser in blow matt opal glass.

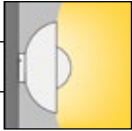
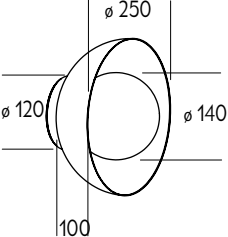


Wand- und Deckenleuchte. Gehäuse aus zweifarbig gestrichenem Metall. Diffusor aus mundgeblasenem satiniertem Opalglas.

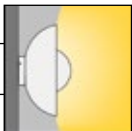
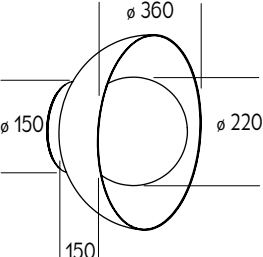




COMPOSIZIONE CODICE / SETTLEMENT CODE

Completare il codice inserendo il numero corrispondente al colore desiderato, nell'apposito spazio 
Complete the code by entering the number corresponding to the desired color in the space provided 

COLORI DI SERIE/STANDARD COLORS

- RAL 9016 - Bianco opaco, interno nero
Matt white, black inside: **1**
 - RAL 9005 - Nero opaco, interno bianco
Matt black, white inside: **7**
 - Ruggine, interno bianco/Rust, white inside: **8**
- altri colori a richiesta / other color on request

NOA AP 250	IP20		VERSIONE	W MAX	LUMEN*	LUMEN/W	CODICE/CODE	
							LED 3000 K	LED 4000 K
			LED ON/OFF	8 W	970	121	124  .W	124  .N

NOA AP 360	IP20		VERSIONE	W MAX	LUMEN*	LUMEN/W	CODICE/CODE	
							LED 3000 K	LED 4000 K
			LED ON/OFF	16 W	1940	121	125  .W	125  .N
			LED DM	16 W	1940	121	125  .WD	125  .ND

Installazione plafoniera
Ceiling lamp installation



* Flusso minimo nominale/Nominal minimum flux

LED DM: dimmerabile DALI/dimmable DALI
dimmerabile push/dimmable push



