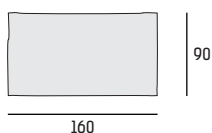
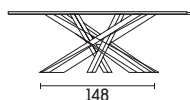


SHANGAI

Tavolo versione fissa *Dining Table fixed version*

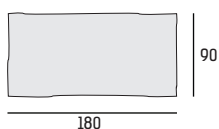
Piano in legno spessore 50 mm *Wooden top thickness 50 mm*



C/3180

L160 x P90 x H78 cm

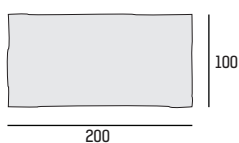
76 Kg (m³ 0,21)



C/3166

L180 x P90 x H78 cm

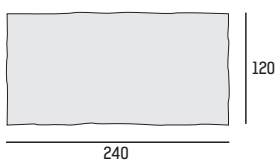
76 Kg (m³ 0,21)



C/3145

L200 x P100 x H78 cm

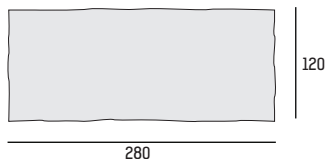
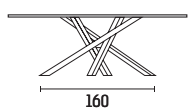
85 Kg (m³ 0,24)



C/3146

L240 x P120 x H78 cm

106 Kg (m³ 0,30)



C/3177

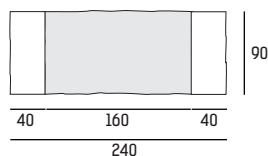
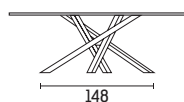
L280 x P120 x H78 cm

106 Kg (m³ 0,30)

SHANGAI

Tavolo versione allungabile *Dining Table extendable version*

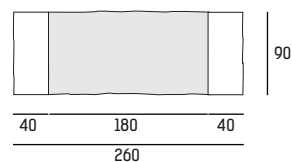
Piano in legno spessore 50 mm *Wooden top thickness 50 mm*



C/3180/ALL

L160/240 x P90 x H78 cm

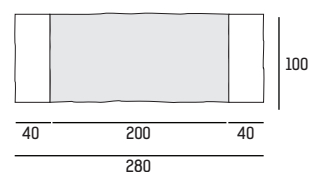
114 Kg (m³ 1,48)



C/3173/ALL

L180/260 x P90 x H78 cm

82 Kg (m³ 0,21)



C/3174/ALL

L200/280 x P100 x H78 cm

93 Kg (m³ 0,24)

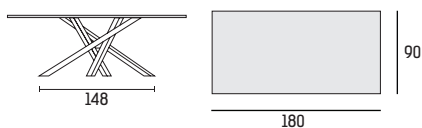
SHANGAI

Tavolo versione fissa *Dining Table fixed version*

Piano in legno spessore 30 mm *Wooden top thickness 30 mm*

PIANO RETTANGOLARE


RECTANGULAR TOP



C/3150

L180 x P90 x H77 cm

76 Kg (m³ 0,21)



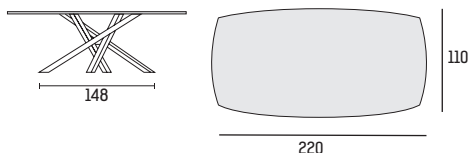
C/3143

L200 x P100 x H77 cm

85 Kg (m³ 0,24)

PIANO A BOTTE

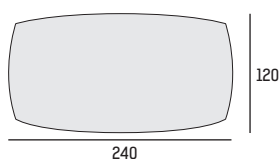
BARREL TOP



C/3244

L220 x P110 x H77 cm

106 Kg (m³ 0,30)



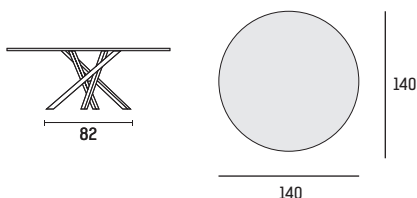
C/3266

L240 x P120 x H77 cm

106 Kg (m³ 0,30)

PIANO ROTONDO in legno bisellato sp. 40 mm

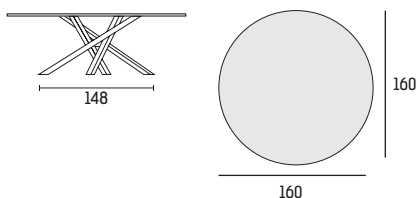
ROUND TOP thickness 40 mm



C/3275

Ø140 x H77 cm

110 Kg (m³ 0,20)



C/3276

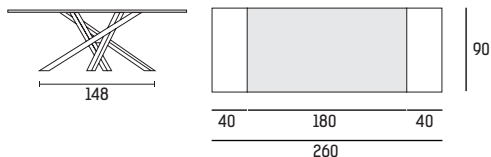
Ø160 x H77 cm

120 Kg (m³ 0,30)

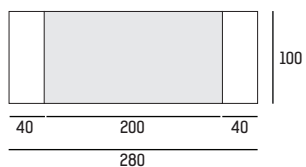
SHANGAI

Tavolo versione allungabile *Dining Table extendable version*

Piano in legno spessore 30 mm *Wooden top thickness 30 mm*



C/3150/ALL
L180/260 x P90 x H77 cm
82 Kg (m³ 0,21)



C/3143/ALL
L200/280 x P100 x H77 cm
93 Kg (m³ 0,24)