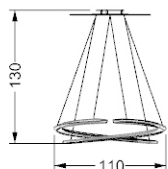
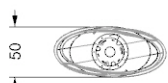
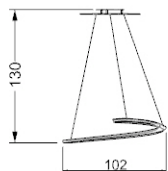
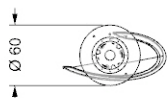


# SPEEDFORM LAMPADARIO

DISEGNO PININFARINA

mc kg



Lampadario con supporto in vetro a specchio con LED incorporati (6 x 5W GU5.3 12V 2700-3000K) e cornice di tamponamento copricavi. Elemento curvato in finitura satinata: ottone (104M), ottone dark (105M), titanium (101M), titanium dark (102M) con LED interno (24W STRIP 12V 2700-3000K per elemento)

Chandelier with mirror glass support with built-in LED (6 x 5W GU5.3 12V 2700-3000K) with closing frame. Pendant curved element in satin finish: brass (104M), dark brass (105M), titanium (101M), dark titanium (102M), with LED inside. (24W STRIP 12V 2700-3000K each element)

Leuchter mit Spiegelglasplatte mit eingebauten LED (6 x 5W GU5.3 12V 2700-3000K) und mit Rahmen. Hängende gebogenes Element Ausführung satiniert: Messing (104M), dark Messing (105M), Titanium (101M), dark Titanium (102M) mit LED (24W STRIP 12V 2700-3000K jedes Element)

Lustre avec support en verre miroir avec LED intégrés (6 x 5W GU5.3 12V 2700-3000K) avec cadre pour cacher les cables. Élément courbé en finition satiné: laiton (104M), laiton dark (105M), titanium (101M), titanium dark (102M) avec LED (24W STRIP 12V 2700-3000K par élément)

MISURE STANDARD/STANDARD SIZES/STANDARDGROESSEN/MESURES STANDARD

1 elemento / 1 element / 1 Element / 1 élément  
 Ø 60 supporto tondo / Round support / Runde Platte / Support rond  
 102 x 60 x 130 h

0,51

MISURE STANDARD/STANDARD SIZES/STANDARDGROESSEN/MESURES STANDARD

2 elementi / 2 elements / 2 Elemente / 2 éléments  
 80 x 50 supporto Ellittico / Oval support / Elliptische Platte / Support ovale  
 110 x 50 x 130 h

0,51