



Joe S M LG Chair

design Midj R&D, 2015

Chair with four leg frame available in lacquered steel in different finishes. Wooden seat and backrest.



Colors and Materials

Structure



White Steel



Black Steel



Sand Steel



Brown Steel



Grafite Steel



Fango Steel



Bronze Steel



Pastel Yellow Steel



Ocher Steel




Red steel



Sage Green Steel



Light blue steel



Ocean Blue Steel




Light Grey Steel




Facepowder Pink Steel

Coating



Lacquered veneered wood



Veneered flamed walnut

9 Colors

Dimensions

Volumetric Details

Weight 6 Kg

Volume 0.32 mc

Package 1

Image not found or type unknown

| | cm | inch |
|----------|----|------|
| A | 80 | 31.5 |
| B | 45 | 17.7 |
| C | 52 | 20.5 |
| D | 46 | 18.1 |

Downloads

[Joe S M LG 3D \(zip\)](https://www.midj.com/images/uploads/resources/joe-s-m-3d.zip) - <https://www.midj.com/images/uploads/resources/joe-s-m-3d.zip>

Materials Certifications

Lacquered veneered wood

FEATURES AND PLUS

The veneered tops are the result of a process of bonding of thin wooden sheets, obtained by the horizontal rotary cut of the trunks applied to various types of supports to produce furniture elements, which look similar to solid wood but with better performance in terms of resistance to woodworms, lightness and more stability over time.

MAINTENANCE

For the regular cleaning schedule of stained veneered tops, use a damp cloth with mild soap diluted in water or specific products. Dry with a cloth or absorbent paper. Do not use abrasive products. . In case of accidental release of liquid substances, dab immediately the surface with absorbent paper or a dry, clean cloth. Avoid proximity to heat sources. Expose the veneered wood surfaces to light, for example by opening periodically the extensions of the tables that are placed inside the structures, or by moving any objects such as vases and accessories generally resting on the top.