

Ola H65 M LG Stool

design Paolo Vernier, 2016

Stool with painted steel structure and wooden seat and back.



Colors and Materials

Structure



White Steel



Sand Steel



Pastel Yellow Steel




Grafite Steel



Black Steel



Light blue steel



Ocean Blue Steel



Bronze Steel



Fango Steel



Light Grey Steel



Brown Steel



Ocher Steel



Facepowder Pink
Steel




Red steel




Sage Green Steel

Coating



Lacquered veneered
wood



Veneered flamed
walnut

9 Colors

Dimensions

Volumetric Details

Weight 9 Kg

Volume 0.26 mc

Package 1

Image not found or type unknown

	cm	inch
A	90	35.4
B	50	19.7
C	51	20.1
D	65	25.6

Materials Certifications

Lacquered veneered wood

FEATURES AND PLUS

The veneered tops are the result of a process of bonding of thin wooden sheets, obtained by the horizontal rotary cut of the trunks applied to various types of supports to produce furniture elements, which look similar to solid wood but with better performance in terms of resistance to woodworms, lightness and more stability over time.

MAINTENANCE

For the regular cleaning schedule of stained veneered tops, use a damp cloth with mild soap diluted in water or specific products. Dry with a cloth or absorbent paper. Do not use abrasive products. . In case of accidental release of liquid substances, dab immediately the surface with absorbent paper or a dry, clean cloth. Avoid proximity to heat sources. Expose the veneered wood surfaces to light, for example by opening periodically the extensions of the tables that are placed inside the structures, or by moving any objects such as vases and accessories generally resting on the top.