



Raimond

RAIMOND PUTS | REALISATION BY OX-ID



The Raimond light is a perfect sphere of mathematical ingredients punctuated by tiny LED lights. It is specially detailed to spread warm white light in every direction and looking at the light feels like staring into the soft glow of a starry night. Inspired by the geodesic dome, designed by Buckminster Fuller, the Raimond lights are the result of almost forty years of research and dedication of mechanical engineer and self-taught designer Raimond Puts (1937 – 2012).

Detailing



A double-shell sphere made with stainless steel strips, forming a thin and openwork triangular mesh that transport the electric current.

Colours

Stainless steel

Raimond Raimond, R43

Dimensions

43cm | 16.9"



Product

WIDTH 43cm | 16.9"
HEIGHT 43cm | 16.9"
DEPTH 43cm | 16.9"
DIAMETER 43cm | 16.9"
WEIGHT NETTO 1.5kg | 3.31lbs

Packaging

WIDTH 52cm | 20.5"
HEIGHT 60cm | 23.6"
CUBAGE 0.16m³ | 5.73ft³
LENGTH 52cm | 20.5"
WEIGHT 5cm | 11.02lbs

Technical CE

MATERIAL
Stainless Steel Sphere with PMMA lenses

ENERGY LABEL
Energy Label B

LIGHTSOURCE TYPE
LED

NUMBER OF LIGHTSOURCES
92

INPUT VOLTAGE
200-265

MAX POWER CONSUMPTION
20W

LAMPHOLDER
LED (Solid state)

CABLE LENGTH
400cm | 157.5"

COLOUR TEMPERATUE
2700 K

LIGHT DIRECTION
All directions

INSTALLATION REQUIRED
Yes

LIGHTSOURCE INCLUDED
Yes

SHAPE
Globe

FREQUENCY
50/60

DIMMABLE
Yes

COLOUR
Transparent with tinned cores

CANOPY
Pebble II Steel Coated, ABS

CRI
71

LIGHT OUTPUT
329 lm

Technical cULus

MATERIAL
Stainless Steel Sphere with PMMA lenses

ENERGY LABEL

	INSTALLATION REQUIRED Yes
LIGHTSOURCE TYPE LED	LIGHTSOURCE INCLUDED Yes
NUMBER OF LIGHTSOURCES 92	SHAPE Globe
INPUT VOLTAGE 110-127	FREQUENCY 50/60
MAX POWER CONSUMPTION 16W	DIMMABLE Yes
LAMPHOLDER LED (Solid state)	COLOUR Transparent with tinned cores
CABLE LENGTH 400cm 157.5"	CANOPY Pebble II Steel Coated, ABS
COLOUR TEMPERATUE 2700 K	CRI 71
LIGHT DIRECTION All directions	LIGHT OUTPUT 329 lm

Raimond Raimond, R61

Dimensions

61cm | 24"



Product

WIDTH 61cm | 24"
HEIGHT 61cm | 24"
DEPTH 61cm | 24"
DIAMETER 61cm | 24"
WEIGHT NETTO 2kg | 4.41lbs

Packaging

WIDTH 72cm | 28.3"
HEIGHT 73cm | 28.7"
CUBAGE 0.38m³ | 13.36ft³
LENGTH 72cm | 28.3"
WEIGHT 8cm | 17.64lbs

Technical CE

MATERIAL
Stainless Steel Sphere with PMMA lenses

ENERGY LABEL
Energy Label B

INSTALLATION REQUIRED
Yes

LIGHTSOURCE TYPE	LIGHTSOURCE INCLUDED
LED	Yes
NUMBER OF LIGHTSOURCES	SHAPE
162	Globe
INPUT VOLTAGE	FREQUENCY
200-265	50/60
MAX POWER CONSUMPTION	DIMMABLE
30W	Yes
LAMPHOLDER	COLOUR
LED (Solid state)	Transparent with tinned cores
CABLE LENGTH	CANOPY
400cm 157.5"	Pebble II Steel Coated, ABS
COLOUR TEMPERATUE	CRI
2700 K	71
LIGHT DIRECTION	LIGHT OUTPUT
All directions	644 lm

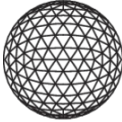
Technical cULus

MATERIAL	
Stainless Steel Sphere with PMMA lenses	
ENERGY LABEL	INSTALLATION REQUIRED
Energy Label B	Yes
LIGHTSOURCE TYPE	LIGHTSOURCE INCLUDED
LED	Yes
NUMBER OF LIGHTSOURCES	SHAPE
162	Globe
INPUT VOLTAGE	FREQUENCY
110-127	50/60
MAX POWER CONSUMPTION	DIMMABLE
30W	Yes
LAMPHOLDER	COLOUR
LED (Solid state)	Transparent with tinned cores
CABLE LENGTH	CANOPY
400cm 157.5"	Pebble II Steel Coated, ABS
COLOUR TEMPERATUE	CRI
2700 K	71
LIGHT DIRECTION	LIGHT OUTPUT
All directions	644 lm

Raimond Raimond, R89

Dimensions

89cm | 35"



Product

WIDTH 89cm | 35"
HEIGHT 89cm | 35"
DEPTH 89cm | 35"
DIAMETER 89cm | 35"
WEIGHT NETTO 2.5kg | 5.51lbs

Packaging

WIDTH 103cm | 40.6"
HEIGHT 105cm | 41.3"
CUBAGE 1.11m³ | 39.34ft³
LENGTH 103cm | 40.6"
WEIGHT 14cm | 30.86lbs

Technical CE

MATERIAL
Stainless Steel Sphere with PMMA lenses

ENERGY LABEL
Energy Label B

LIGHTSOURCE TYPE
LED

NUMBER OF LIGHTSOURCES
252

INPUT VOLTAGE
200-265

MAX POWER CONSUMPTION
30W

LAMPHOLDER
LED (Solid state)

CABLE LENGTH
400cm | 157.5"

COLOUR TEMPERATUE
2700 K

LIGHT DIRECTION
All directions

INSTALLATION REQUIRED
Yes

LIGHTSOURCE INCLUDED
Yes

SHAPE
Globe

FREQUENCY
50/60

DIMMABLE
Yes

COLOUR
Transparent with tinned cores

CANOPY
Pebble II Steel Coated, ABS

CRI
71

LIGHT OUTPUT
790 lm

Technical cULus

MATERIAL

Stainless Steel Sphere with PMMA lenses

ENERGY LABEL**INSTALLATION REQUIRED**

Yes

LIGHTSOURCE TYPE**LIGHTSOURCE INCLUDED**

LED

Yes

NUMBER OF LIGHTSOURCES**SHAPE**

252

Globe

INPUT VOLTAGE**FREQUENCY**

110-127

50/60

MAX POWER CONSUMPTION**DIMMABLE**

50W

Yes

LAMPHOLDER**COLOUR**

LED (Solid state)

Transparent with tinned cores

CABLE LENGTH**CANOPY**

400cm | 157.5"

Pebble II Steel Coated, ABS

COLOUR TEMPERATUE**CRI**

2700 K

71

LIGHT DIRECTION**LIGHT OUTPUT**

All directions

790 lm

Dimmer

For fluent dimming behaviour we advise a dimmer that is compatible with the following specs.

DIMMER TYPE

Mains and/or 1-10V dimmable (trailing edge / reverse phase)

Please note the functioning of the dimmer and the power supply combination can never be predicted, it always needs to be tested in practice.

LOAD TYPE

Capacitive load (C-Type)
