


**BONALDO**

# Dogma

Designer: Alain Gilles

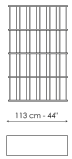


The idea behind these bookshelves is that of playing with shapes and juxtaposing different modules to create a variety of visual effects. The Dogma bookshelves are designed around a basic element, namely the teardrop-shaped uprights which change the visual perception. The design thus becomes rounded and soft or sharper and narrower depending on the angle from which it is viewed. The Dogma collection has three different modules

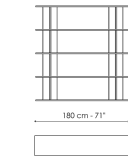
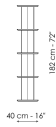
which can be combined at will. They feature different spacing between the uprights, which when placed side by side, allow different combinations to be created. The Dogma bookshelves can be placed along a wall or free-standing in the centre of the room acting as a partition between two areas. The Dogma bookshelves are available with Canaletto walnut or coal oak shelves combined with metal uprights, or in monocolour version.



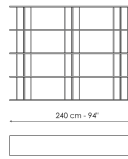
## Data sheet



Dogma 113  
Width: 113cm  
Depth: 40cm  
Height: 182cm



Dogma 180  
Width: 180cm  
Depth: 40cm  
Height: 182cm



Dogma 240  
Width: 240cm  
Depth: 40cm  
Height: 182cm



## Shelves

Wood



Veneered wood  
Walnut Canaletto



Veneered wood  
Coal oak



Glossy lacquered  
wood  
Caramel



Lacquered wood  
Mat bronze



Lacquered wood  
Mat lead



Lacquered wood  
Mat racing green

## Uprights

Metal



Painted metal  
Glossy caramel



Painted metal  
Mat racing green

Plus Metal



Painted metal  
Mat bronze



Painted metal  
Mat lead

The samples above represent the complete range of materials and finishes available for this product (regardless of the top shape or size, in the case of tables). Fabrics, eco-leather, leather and emery leather shown in this website are a selection. Colors and finishes are approximate and may slightly differ from actual ones. Please visit Bonaldo dealers to see the complete sample collection and [get further details](#) about our products.